

ACCI Dynamic – Systematic Allocation (SA)

Key Facts

Fund Name: ACCI Dynamic – Systematic Allocation (SA)

Investment Manager: ACCI Capital Investments SGIC SA

Admin: ADEPA AM SA Luxembourg

Custodian: Quintet Luxembourg
Auditor: KPMG
Liquidity: Daily
Currencies: USD
Regulatory Framework: UCITS
Jurisdiction: Luxembourg
Redemption Fee: None

Target Return: 1Y Libor + 7% p.a.
Investment Horizon: 3-5 years

INSTITUTIONAL CLASS: Min. 500,000

Mgmt Fee: 1.10%
Performance Fee: 20% (Hurdle 1Y Libor +5%)
ISIN USD (A1): LU1913291479
ISIN EUR Hedged (B1): LU1913291636

RETAIL CLASS: Min. 1,000

Mgmt Fee: 2.20%
Performance Fee: 20% (Hurdle 1Y Libor +5%)
ISIN USD (A2): LU1913291552
ISIN EUR Hedged (B2): LU1913291719

Key Benefits

- Designed to outperform its benchmarks and global equities by systematically managing the risk and equity holdings in the portfolio across the business cycle
- Shifts its assets from equities to fixed income asset classes when the outlook deteriorates
- Uses algorithms based on behavioral finance to secure consistency, objectivity, and speed in making allocation decisions
- Can be tailored to individual client and business needs
- Has outperformed MSCI World equity markets on 3, 5 and 10-year horizons

The way to have global equity in different economic cycles. From 0% to 100% global equity exposure

Investment Strategy

ACCI Dynamic - SA is a systematically managed multi asset portfolio dynamically shifting its equity allocation from zero to 100%. The aim and aspiration of the portfolio is long term total return, specified as outperforming a balance benchmark with 67% equities and 33% bonds on a 3-year horizon and to outperform MSCI world across the full business cycle, typically 5-7 years. By systematically reducing the equity weight when the outlook for financial markets deteriorates, we seek to limit volatility and drawdowns and thereby have higher starting points for building asset values when equity markets resume their upwards trend. 2008, 2010, 2011 and 2015-16 are recent examples.

Asset Allocation

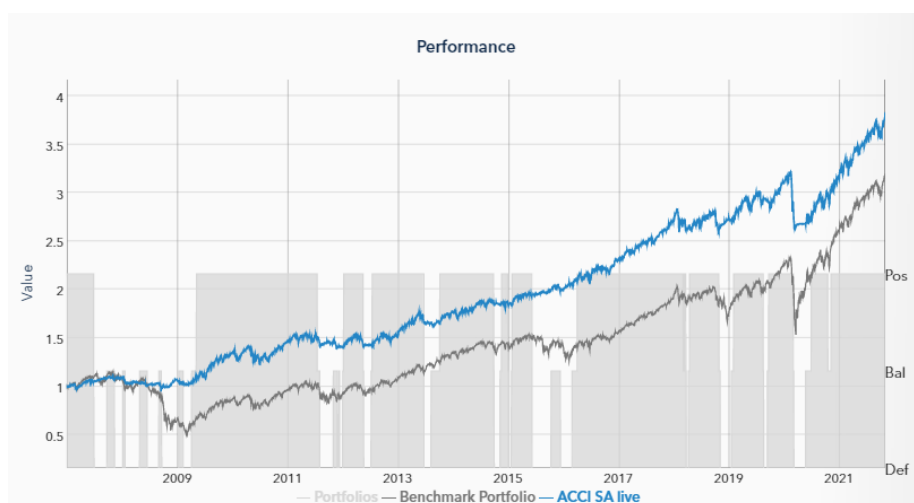
ACCI Dynamic – SA will be holding close to 100% in equities most of the time. However, when the market outlook deteriorates, this equity allocation will be reduced to 60% and, in cases of a very negative outlook, further to zero. When Equities are reduced, the balance of the portfolio is invested in fixed income instruments.

Current Portfolio:

Positive

Positions	Weight
iShares Core S&P 500 UCITS ETF	18%
Vanguard S&P 500 UCITS ETF	18%
Invesco S&P 500 UCITS ETF	11%
Lyxor S&P 500 UCITS ETF	8%
Invesco MSCI USA UCITS ETF	15%
SPDR Russell 2000 U.S. Small Cap UCITS ETF	7%
iShares NASDAQ 100 UCITS ETF	9%
iShares Core MSCI World UCITS ETF	9%
iShares Core MSCI EM IMI UCITS ETF	5%

Performance (in USD)



(Source: Bloomberg)

* Gross performance based on simulation. Built on both live ETFs and index data

Disclaimer:

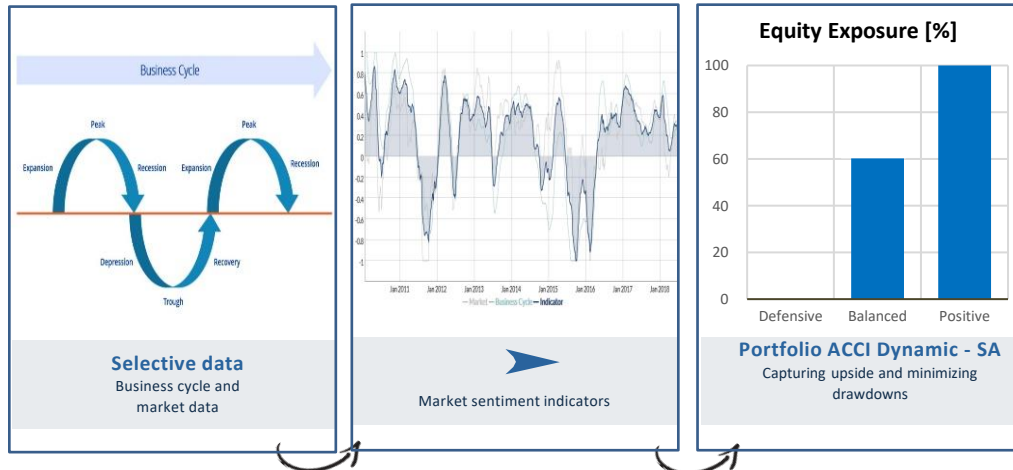
Past performance does not guarantee future performance. This document is for information only, consult other documentation of the fund in our website or e-mail address.

ACCI Dynamic – Systematic Allocation (SA)

The way to have Global Equity in different economic cycles. From 0% to 100% Global Equity Exposure

Value creation through a market sentiment indicator

The Dynamic strategy seeks a long term total return aiming to create an annual return of 6%-10% across the business cycle and to outperform MSCI World equity index (gross) across the business cycle. The equity allocation will be changing dynamically between 0% and 100%.

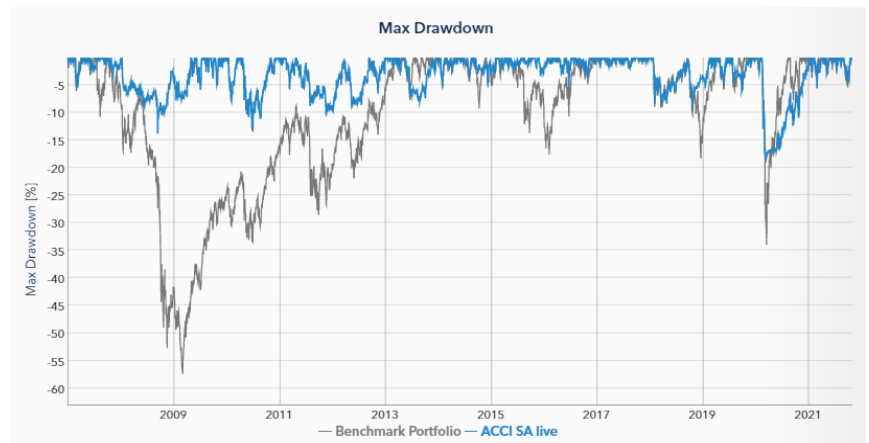


Key numbers and drawdowns

Year	Return		Max Drawdown	
	SA	MSCI World	SA	MSCI World
2015	7.50%	-0.87%	-2.83%	-13.85%
2016	17.40%	7.51%	-6.52%	-11.52%
2017	19.40%	22.27%	-2.57%	-1.98%
2018	1.50%	-8.71%	-9.46%	-18.71%
2019	6.00%	10.49%	-8.42%	-5.94%
2020	6.36%	15.90%	-18.72%	-34.03%
5 Y	11.40%	21.02%		
3 Y	14.29%	21.72%		
1 Y	29.69%	38.89%		
2021 YTD	16.42%	19.44%	-5.69%	-5.47%

Return p.a.: 9.10%
Volatility p.a.: 9.60%
Sharpe Ratio: 0.85
Sortino Ratio: 1.05

*Gross performance based on simulation from 2015 to 2018. Return for 2019 reflects only the performance since inception (March 25th, 2019). MSCI World Index Net TR for 2019 measured since full equity implementation on April 16th, 2019.



(Source: Bloomberg)

*Gross performance based on simulation. Built on both live ETFs and index data

	Jan	Feb	Mar	Apr	May	Jun	Jul	Aug	Sep	Oct	Nov	Dec	Total
2007	1.60%	-1.77%	1.40%	4.25%	3.13%	-1.47%	1.77%	1.47%	0.45%	1.35%	-1.51%	0.00%	11.00%
2008	2.16%	0.79%	0.70%	-1.65%	-1.24%	0.63%	0.18%	1.24%	0.26%	-0.61%	5.54%	4.42%	12.88%
2009	-3.83%	-0.75%	2.09%	-2.05%	0.33%	0.00%	7.92%	3.78%	3.35%	-2.38%	4.65%	2.82%	16.44%
2010	-3.84%	2.42%	6.12%	1.11%	-7.59%	-4.63%	6.33%	-4.29%	8.17%	3.68%	-0.64%	6.36%	12.34%
2011	2.01%	3.47%	-0.35%	2.96%	-1.58%	-1.72%	-2.74%	-4.97%	2.33%	-1.23%	0.75%	1.18%	-0.24%
2012	1.90%	4.20%	2.53%	-1.29%	-6.03%	-0.48%	3.23%	2.12%	1.85%	-1.30%	1.09%	-0.45%	7.16%
2013	7.02%	1.17%	2.69%	1.90%	3.27%	-4.63%	-0.56%	-0.46%	-0.36%	4.25%	2.39%	1.41%	19.12%
2014	-2.92%	4.59%	0.09%	0.33%	2.16%	1.98%	-1.53%	2.75%	-1.07%	-1.85%	1.33%	0.14%	5.89%
2015	-1.18%	5.63%	-0.65%	0.83%	0.43%	0.13%	1.03%	0.09%	0.60%	-0.47%	-0.38%	-0.43%	5.61%
2016	2.40%	0.79%	0.04%	0.25%	2.03%	-1.34%	4.48%	0.16%	0.20%	-1.80%	3.31%	2.67%	13.80%
2017	0.60%	3.93%	0.72%	1.14%	0.99%	0.53%	1.85%	-0.31%	2.57%	2.17%	2.13%	1.63%	19.43%
2018	4.10%	-3.12%	-2.94%	1.51%	1.17%	0.69%	2.90%	2.00%	0.50%	-6.88%	1.46%	2.09%	2.99%
2019	0.98%	3.43%	-0.47%	2.73%	-3.90%	2.77%	2.57%	-3.56%	-1.66%	1.57%	3.67%	2.35%	10.57%
2020	0.05%	-9.40%	-4.89%	0.32%	0.61%	2.44%	4.13%	6.84%	-3.01%	-1.59%	7.79%	4.24%	6.36%
2021	0.55%	2.05%	2.38%	4.01%	-0.08%	1.84%	1.28%	2.36%	-3.00%	4.13%			16.42%

Monthly returns calculated with backtesting until the fund was launched (March 2019). Returns since March 2019 are based on real performance of A1 share class.

Monthly returns include the management fee of the A1 class (1.1% p.a.) also for the backtest.

Disclaimer:

Past performance does not guarantee future performance. This document is for information only, consult other documentation of the fund in our website or e-mail address.