

ABOUT THE FUND

Storm Fund II - Storm bond fund (Storm Bond Fund) is a Nordic corporate bond fund inceptioned in September 2008. The Fund is actively managed and maintains a diversified portfolio of high-quality issuers across the Nordic region. The investment process is based on a top-down market screening of the universe based on relative pricing and a detailed fundamental bottom-up analysis of the individual issuers. The fund is classified as Article 8 under SFDR (ESG). The management team has extensive experience in the Nordic corporate bond market and is among the largest investors in the fund. Please refer to the final page (important information) and the Fund's prospectus and PRIIP for further information about the fund's key risk factors.

NET MONTHLY RETURN HISTORY (INSTITUTIONAL USD HEDGED SHARE CLASS, NET OF FEES)

	Jan	Feb	Mar	Apr	May	Jun	Jul	Aug	Sep	Oct	Nov	Dec	YTD
2026	0.7%	0.9%	0.2%										1.8%
2025	0.7%	0.7%	0.3%	-0.2%	0.8%	1.1%	0.9%	1.0%	0.5%	0.4%	0.3%	0.8%	7.5%
2024	1.0%	0.7%	1.0%	0.6%	0.8%	0.9%	0.6%	0.8%	0.5%	0.5%	0.5%	0.6%	9.0%
2023	1.9%	1.0%	-0.1%	1.5%	0.6%	0.3%	1.3%	1.1%	0.7%	0.4%	0.9%	1.4%	11.5%
2022	0.7%	-1.0%	1.8%	1.1%	-0.0%	-1.1%	0.6%	2.6%	-0.2%	0.3%	1.4%	1.6%	7.9%
2021	3.1%	2.3%	1.1%	0.8%	0.9%	1.1%	0.7%	1.0%	0.3%	0.5%	0.1%	0.7%	13.4%
2020	0.7%	-0.4%	-18.1%	4.0%	4.3%	4.5%	0.9%	1.9%	0.4%	-0.2%	3.0%	2.5%	1.3%
2019	1.1%	1.0%	0.9%	1.0%	0.0%	0.2%	0.8%	-0.1%	-0.0%	0.4%	0.5%	0.9%	6.8%
2018	1.2%	0.6%	-0.3%	0.4%	0.9%	0.7%	0.1%	0.6%	0.6%	0.5%	-0.2%	-0.9%	4.2%
2017	3.4%	3.0%	2.1%	1.3%	0.6%	-1.0%	0.8%	1.2%	1.1%	0.3%	-0.2%	0.5%	14.1%
2016	-1.8%	-3.2%	5.9%	4.1%	-0.5%	0.7%	1.7%	3.3%	-0.3%	1.1%	0.1%	5.8%	17.9%
2015	-2.7%	-1.3%	-0.2%	1.5%	2.0%	0.4%	0.3%	-3.8%	-2.7%	1.1%	-0.7%	-4.2%	-10.2%
2014			0.0%*	0.6%	0.8%	0.9%	0.6%	-0.2%	-1.4%	-5.8%	-0.3%	-11.6%	-16.0%

*The IC USD share class (ISIN: LU0840159387) was launched 27.03.2014 at NAV USD 100.

Annualised returns (net of fees)

1-year	7.6%
3-years	8.9%
5-years	8.8%
10-years	9.4%

COMMENT BY PORTFOLIO MANAGERS

Dear investor,

Storm Bond Fund posted a positive return of +0.2% in March and is up +1.8% YTD (institutional USD hedged share class: LU0840159387).

Risk sentiment deteriorated in March as the war in the Middle East drove a sharp rise in energy prices, lifting inflation expectations and interest rates. The Nasdaq and S&P fell -4.8% and -5.1%, while European equities underperformed with Stoxx 600 declining -8.0%. Long term interest rates moved materially higher across the board: US 10Y Treasury yields increased by +38bps to 4.32% and German 10Y Bund yields advanced +36bps to 3.00%, a new five year high. By end of month, markets priced ECB to hike three times this year. In credit markets, US HY spreads widened by +26bps to 317bps and European HY spreads increased by +53bps to 332bps. Total returns were negative, with US and European HY down -1.2% and -2.5%, respectively.

The Nordic HY market reflected the movements seen in markets abroad. Despite the backdrop, Storm Bond Fund delivered resilient performance, returning +0.2%. Performance was supported by our defensive positioning, low duration, and favorable sector allocation.

With a moderate spread widening and increased volatility we added higher quality HY bonds with moderate duration at attractive entry points to our portfolio. Key additions to the portfolio during this period included CMB Tech 2026, BW Offshore 2028, Odfjell Technology 2028, Constellation 2029, Enquest 2027, and BlueNord 2029. Our bond exposure in Wallenius Wilhelmsen and YIT 2026 matured and Aker Biomarine ASA was called early during the month.

March provided a clear demonstration of the strength of our investment approach, as the portfolio showed resilience in a more challenging market environment. This reflects our consistent focus on high-quality Nordic issuers with strong asset backing, robust balance sheets, and proven debt-servicing capacity - forming a portfolio designed to perform across market cycles.

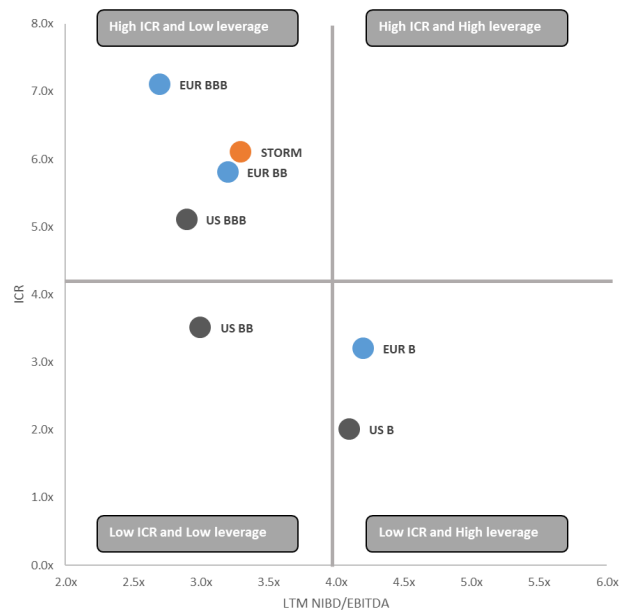
With a 6.9% yield in USD, low duration (2.2 years credit duration; 0.9 years modified duration), and BB/BBB-equivalent credit quality, the portfolio offers an attractive combination of income and capital preservation. Our active risk management, including a 5-10% cash buffer, further enhances flexibility - allowing us not only to protect capital in periods of volatility, but also to proactively capture opportunities as they emerge. We believe this positions the strategy as a compelling option for investors seeking stable, risk-adjusted returns in today's environment.

CREDIT SPREAD DEVELOPMENT (LAST 3-YEARS)



Source: Bloomberg, as of 31/03/2026.
 Nordic HY (DNB's High Yield Index, Bloomberg ticker: DNBHYH Index),
 European HY (Bloomberg Pan-European High Yield Index, Bloomberg ticker: LP02OAS Index),
 US HY (Bloomberg US Corporate High Yield Index, Bloomberg ticker: LF98OAS Index).

LEVERAGE (LTM NIBD/EBITDA) VS. INTEREST COVERAGE RATIOS (ICR)

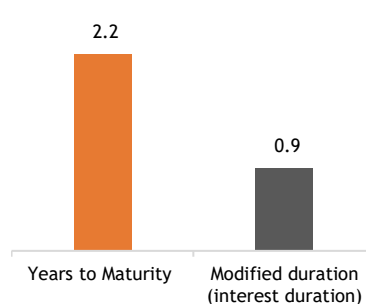
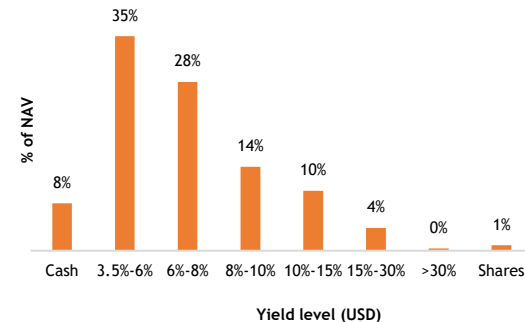
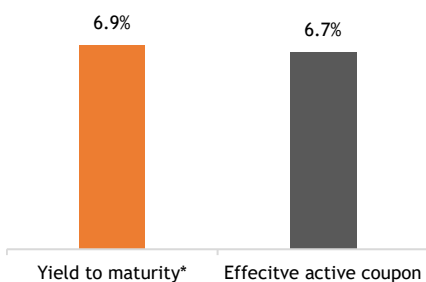


Source: Bloomberg, Storm Capital Management as of 31/08/2025.

YIELD & COUPON (USD)

YIELD DISTRIBUTION (USD)

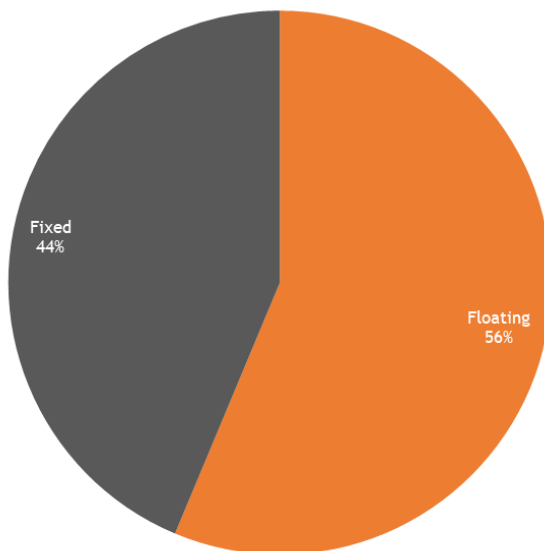
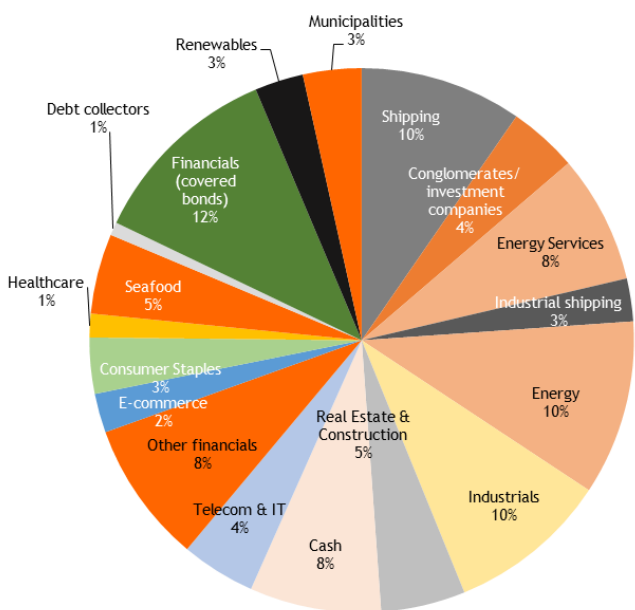
MATURITY / DURATION (YEARS)



Source: Storm Capital Management, as of 31/03/2026.
* individual bond spreads capped at 30% in calculation.

SECTOR ALLOCATION

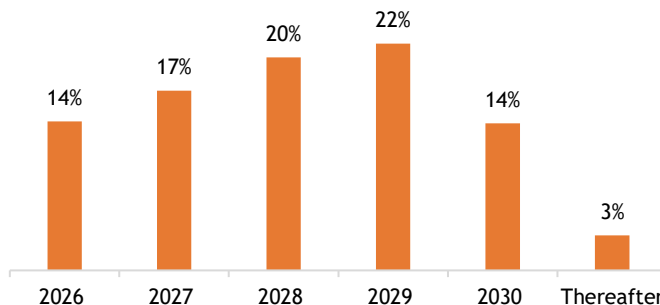
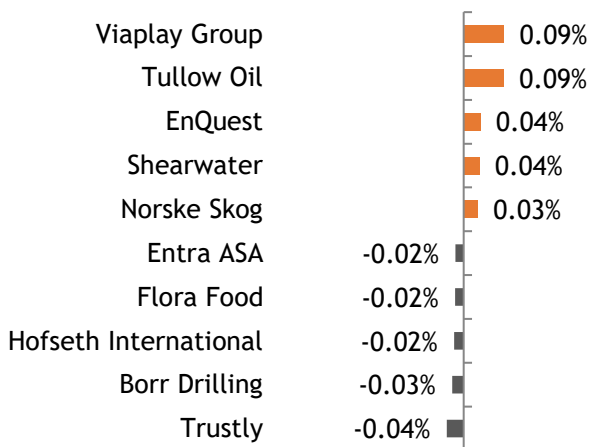
FLOATING VS. FIXED RATES



Source: Storm Capital Management, as of 31/03/2026.

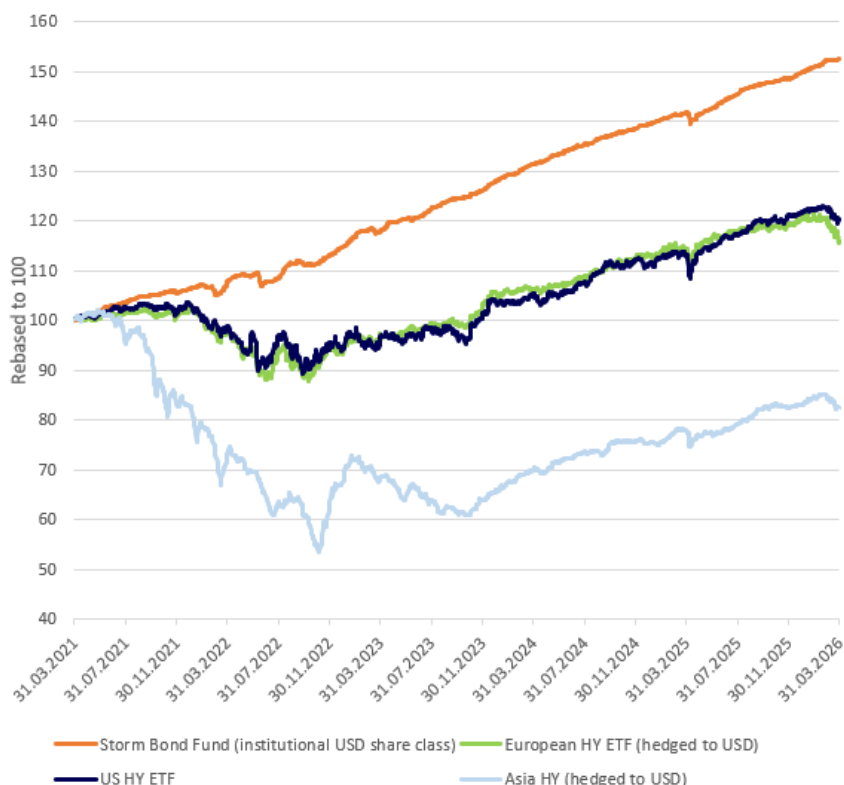
CONTRIBUTION ANALYSIS (top 5 / bottom 5)

MATURITY PROFILE



Source: Storm Capital Management, as of 31/03/2026.

TOTAL RETURN - STORM BOND FUND VS. US, EUROPEAN & ASIAN HIGH YIELD (LAST 5-YEARS)



Performance	Storm HY	European HY	US HY	Asian HY
YTD	1.8%	-3.1%	-1.1%	-0.8%
3-months	1.8%	-3.1%	-1.1%	-0.8%
6-months	3.4%	-2.0%	0.4%	0.3%
1-year	7.6%	2.3%	6.6%	5.9%
3-year (ann.)	8.9%	6.2%	7.5%	6.4%
5-years (ann.)	8.8%	3.1%	3.8%	-3.8%

Risk	Storm HY	European HY	US HY	Asian HY
1 yr - vol. (std dev.)	1.2%	6.3%	5.2%	4.8%
1 yr - sharpe	3.0x	n.m.	0.5x	0.4x
3 yr - vol. (std dev.)	1.0%	5.1%	5.3%	4.5%
3 yr - sharpe	4.2x	0.3x	0.5x	0.4x
5 yr - vol. (std dev.)	1.4%	6.4%	6.8%	7.9%
5 yr - sharpe	3.9x	n.m.	0.0x	n.m.

Source: Bloomberg as of 31/03/2026.

Bond Fund IC USD hedged share class (ISIN: LU0840159387).

European HY ETF (hedged to USD) (iShares European HY ETF, Bloomberg ticker: HIGHEUR EU equity).

US HY ETF (iShares US HY ETF, Bloomberg ticker: IHYA LN equity).

Asia HY ETF (hedged to USD) (Blackrock Asian High Yield Bond Fund, Bloomberg ticker: BGAHAZU equity).

Sharpe calculated as: (annualised return - average 3m interest rates) / vol. (std dev.)

Past performance is no guarantee of future results.

OVERVIEW OF RELEVANT USD HEDGED SHARE CLASSES

SHARE CLASSES	ISIN	MANAGEMENT FEE*	MINIMUM INVESTMENT
ACCUMULATION			
Retail USD (rebate)	LU3153038263	1.5%	0
Retail USD	LU3153038347	0.75%	USD 50 000
Institutional USD	LU0840159387	0.5%	USD 2.5m
DISTRIBUTION			
Retail USD (rebate)	LU3153038180	1.5%	0

* details on performance and redemption fee in table to the right.

** no performance fee in this share class.

OTHER INFORMATION

Domicile	Luxembourg
Investment Manager	Storm Capital Management AS
Administrator	Hauck & Aufhäuser Fund Services S.A.
Custodian Bank	Hauck Aufhäuser Lampe Privatbank AG
Performance Fee	10% (high water mark)
Redemption Fee	0.25% (accrues to the fund)
Liquidity	Daily
Auditor	PricewaterhouseCoopers
VPS-registered	For Norwegian clients
ESG classification (SFDR)	Article 8
AUM (USDm)	1 359

MONTHLY REPORT - STORM BOND FUND - MARCH 2026

Marketing Communication

BOND PORTFOLIO - TOP 20

NAME	ISIN	PRICE	YIELD %	NAV %	SHORT DESCRIPTION
Hofseth International AS 25-30	NO0013684993	95.6	11.3%	2.5%	Hofseth International is a leading seafood company, established in 2002, with a fully integrated value chain spanning farming, processing, and global distribution of Atlantic salmon and trout. Current harvest volumes stand at 16k tons with 50k ton of processing volumes. Our investment thesis is supported by 1) a 1L structure ranking pari-passu with bank, 2) modest LTV of ~50%, 3) high quality and tangible asset base, 4) meaningful barriers to entry and 5) a clear roadmap for organic production growth and deleveraging through existing licenses.
Nynas AB 25-28	NO0013409847	106.1	10.3%	2.1%	Nynas is a Swedish specialty chemicals company and Europe's leading producer of naphthenic specialty products (NSP) and Bitumen. With over 90 years of operational history, Nynas is the only domestic NSP supplier in the region. Its products typically account for just 3-7% of customers' total costs, making quality and reliability more critical than price – resulting in high customer stickiness and strong margins. The bond is secured, and with leverage expected to decline, we view the risk/reward profile as compelling.
EnQuest PLC 22-27	USG315APAG37	102.2	10.8%	2.0%	EnQuest, a UK-listed energy company with a market cap of USD ~500 million, specializes in production from mature fields in the North Sea. The company benefits from high-cost flexibility, driven by its control of ~80% of its produced barrels. EnQuest's credit profile is supported by low leverage, robust debt service capacity, strong FCF generation and deleveraging capabilities. Additionally, its carry-forward tax losses mitigate the impact of windfall taxes, positioning the company advantageously for accretive M&A opportunities on the UK continental shelf.
Shearwater GeoServices AS 24-29	NO0013182766	86.0	16.8%	1.9%	Shearwater is a global provider of marine geophysical services. The company owns and operates a fleet of 23 vessels making them the largest seismic operator in the world. We deem the credit story attractive due to 1) strong cash flow generation, 2) well capitalized balance sheet and 3) strong market position in a consolidated seismic vessel market.
International Petroleum Corp 25-30	NO0013671107	101.5	7.9%	1.8%	International Petroleum Corporation (IPC) is an international energy company with a portfolio of production assets. The company is listed in Sweden with a market cap. of ~SEK 20n. IPC is part of the Lundin Group of companies and the Lundin Family and management owns in excess of 30%. The bond is officially rated a B+ by S&P. The credit benefits from modest leverage levels, strong asset backing and free cash flow generation.
Bluenord ASA 24-29	NO0013261735	105.9	8.2%	1.7%	BlueNord (formerly named: Norwegian Energy Company) is a listed company with a market cap NOK ~15bn. The company operates producing oil and gas assets in the North Sea. The company is well capitalized with strong cash flow and has high gas exposure.
Golar LNG Ltd 24-29	NO0013331223	101.9	7.9%	1.6%	Golar LNG is a leading integrated LNG company established 75 years ago with a market cap of ~USD 5.5bn. The credit is supported by a strong FLNG backlog, improving market fundamentals for its LNG carriers, solid liquidity position and debt service capacity.
International Seaways 25-30	NO0013660365	100.8	7.6%	1.4%	International Seaways is a leading owner and operator of crude and product tankers, recognized as one of the most conservatively managed names in the global tanker space. The credit is supported by a strong balance sheet with low leverage (~25% LTV), significant unencumbered assets, and close to USD 1bn in liquidity, providing ample flexibility to navigate market cycles. The company is listed on the New York Stock Exchange with a market capitalization of approximately ~USD 3.5bn.
Tidewater Inc. 25-30	US88642RAE99	106.6	7.9%	1.3%	Tidewater is one of the largest providers of offshore supply vessels and marine support services globally with a market cap. of ~USD 4.1bn. The credit benefits from the company's strong market position paired with solid free cash flow visibility and low loan-to-value in an improving market.
Tieto Tech Services 25-31	NO0013631739	103.6	10.0%	1.2%	Vivicta (previously Tietoevery Tech Services) is a leading Nordic IT service carve-out from Tietoevry. The EUR 225m 6Y senior secured bonds were issued at +650bps with strong bond support from low operating leverage (1.6x), robust FCF generation (10% FCF/GIBD 2026e), and strict documentation. Despite sector softness and carve-out risks, downside is protected by a conservative SOTP LTV of ~40-50% based on a heavily discounted peer valuation. Further, there is upside to valuation if the carve-out unlocks value through operational focus and multiple re-rating.
Tullow Oil 21-26	USG91237AB60	94.9	20.1%	1.2%	Tullow Oil (founded in 1985) is an independent energy producer. The credit is supported by robust asset coverage (net LTV ~46%), improving liquidity post asset sales in Gabon and Kenya, and multiple de-risking catalysts ahead. Bonds offer asymmetric upside, with downside protected by low cash price and supportive reserve valuations (NPV10 USD 2.1bn).
Navios Maritime	NO0013685115	100.9	8.3%	1.2%	Navios Maritime is a scaled, diversified shipping owner with a modern fleet of ~172 vessels across dry bulk, containerships, and tankers, with an average age of ~9.7 years. The company is listed with a market cap. of ~USD 1.9bn. The bonds (BB rated) offer attractive relative value supported by a substantial equity cushion (45% LTV), moderate leverage, and strong earnings visibility backed by a USD 3.7bn contract backlog.
Performance Shipping	NO0013607028	103.6	9.4%	1.2%	Performance Shipping is a global maritime company listed on the stock exchange, focused on the ownership and operation of mid-size tanker vessels. The company operates a 12-vessel fleet, including two high-specification newbuilds. Our positive credit view, on an instrument with approximately 3.5 years of remaining tenor, is underpinned by a robust security package offering high collateral coverage and strong revenue visibility. This visibility is supported by a contracted backlog with top-tier counterparties, materially de-risking debt service through maturity. In addition, the liquid nature of the underlying asset base provides a substantial margin of safety for the investment.
SFL Corp. Ltd. 21-26	NO0010992944	100.0	8.2%	1.1%	Ship Finance is an owner of maritime assets with long-term contracts to solid counterparties. The credit benefits from strong earnings visibility, non-recourse financing and a strong majority shareholder in Mr. John Fredriksen. The company is listed on the New York Stock Exchange with a market cap of ~USD 1.5bn.
Kistefos AS 22-26 FRN	NO0012662362	100.1	9.8%	1.1%	Norwegian investment company, which is 100% owned by Mr. Christen Sveeas. Kistefos holds investments within financial services, Telecom & IT, commercial real estate, offshore services and other financial investments. GAV is estimated to be NOK ~15bn, which implies LTV of less than 40%.
Ocean Yield AS 24-29	NO0013177188	103.6	8.3%	1.1%	Ocean Yield is an owner of maritime assets with long-term contracts to solid counterparties. The company has a strong and diversified contract backlog which provides the credit with solid visibility. The company is owned by KKR. The credit is supported by strong asset backing, solid cash flow visibility and debt service capacity.
Entra 21-29	NO0011094641	89.8	5.3%	1.1%	Entra is a leading Nordic real estate company focused on high-quality, energy-efficient office properties in central locations, primarily in Oslo and other major cities. The company is listed with a market cap of ~NOK 19bn. Bonds are supported by its robust portfolio of centrally located assets, stable rental income from public sector tenants, strong credit metrics, and moderate loan-to-value.
SFL Corp. 24-28	NO0013200543	102.7	7.6%	1.0%	Ship Finance is an owner of maritime assets with long-term contracts to solid counterparties. The credit benefits from strong earnings visibility, non-recourse financing and a strong majority shareholder in Mr. John Fredriksen. The company is listed on the New York Stock Exchange with a market cap of ~USD 1.4bn.
Aker Biomarine ASA 24-27	NO0013326025	102.1	5.0%	1.0%	Aker Biomarine is a world leading producer of Krill oil towards the Omega-3 market. The Company is listed with a market cap of ~NOK 9.4bn and majority owned by Aker ASA (78%). Bonds are supported by its secured structure, strong margins, attractive cash conversion and low loan to value (less than 20%).
Borr Drilling 23-30	US100018AB62	101.0	10.8%	0.9%	Borr Drilling is an international drilling contractor owning and operating jack-up rigs of modern and high-specification designs listed on Oslo Stock Exchange and New York Stock Exchange with a mcap of ~NOK 18.5bn. The credit is supported by 1st lien security in three modern and high specification assets, parent guarantees and a strong underlying market which has resulted in significantly increased cash flow visibility.
Sum				28.4 %	

Source: Storm Capital Management, as of 31/03/2026. Total number of HY issuers: 59.

TEAM



MORTEN E. ASTRUP

Chief Investment Officer & Founding Partner

- Founded Storm in 2006 and has 30 years of financial and asset management experience including several board positions
- Morten is responsible for:
 - Portfolio management
 - Restructuring processes
- He holds a Master in Business and Economics from the Norwegian School of Management/City University London and is authorised and regulated by the FCA



MORTEN VENOLD

Portfolio Manager & Partner

- Joined Storm in 2015 and has 17 years of experience from asset management and credit research
- Before Storm he worked as a credit research analyst, covering the Nordic high yield market at Arctic Securities in Oslo and before that he worked at ABG Sundal Collier and DNB in London
- Morten is responsible for:
 - Portfolio management
 - Research and daily monitoring of investment universe
- He holds a BSc in Business & Economics from the Norwegian School of Management and a MSc in Finance from Cass Business School in London



GUSTAF AMLE

Portfolio Manager

- Joined Storm in 2022 and has 9 years of experience from investment banking and credit research
- Previous experience as a partner and credit research analyst at Fearnley Securities
- Gustaf is responsible for:
 - Portfolio management
 - Research and daily monitoring of investment universe
- Gustaf holds a BSc in Business and Economics from Lancaster University and a MSc in Economics from Imperial College London



TORE ANDERSEN

CEO & Partner

- Joined Storm in 2012 and has over 30 years of experience in financial advisory and sales
- Before Storm, he founded Axir ASA (1995), which was sold in 2010
- Tore is responsible for:
 - Sales and marketing activity
 - Investor relations
- Tore holds a bachelor in Business and Economics from the Norwegian School of Management and is authorized as a financial advisor, AFR and is also authorized through Norwegian Securities Dealers Association

Contact details: +47 920 35 908 or tore@stormcapital.no



MARCUS S. MOHR

Business Development & Partner

- Joined Storm in 2012 and has 16 years of experience from asset management and investment banking
- Before Storm, he worked in the investment banking division at Citigroup in London
- Marcus is responsible for:
 - Business development/sales
 - Investor relations
- Marcus holds a Master in Finance and Economics from the University of Strathclyde (Scotland) with distinction



DAGFINN SUNDAL

Compliance / CFO / Risk Management

- 13 years of auditing, compliance and controlling experience
- Previous experience from Schibsted and Ernst & Young
- Dagfinn is responsible for:
 - Compliance
 - Administration
 - Risk management
- Dagfinn holds a MSc in Business and Economics, and a MSc in Professional Accountancy from the Norwegian Business School (BI)

Contact details: +47 951 35 853 or marcus@stormcapital.no



BERIT M. ISHAUG

Accounting / Back-office

- 30+ years of accounting and admin experience
- Previous experience from Arctic Securities
- Berit is responsible for:
 - Accounting
 - Back office
- Berit holds a BSc in Business and Economics from the Norwegian Business School (BI)



CECILE ERIKSEN

Finance manager

- 25+ years of finance and reporting experience
- Previous experience from Awilhelmsen, Hitecvision and Societe Generale
- Cecile is responsible for:
 - Reporting
 - Risk management
 - Compliance
- Cecile holds a MSc in Wealth Management from the Luxembourg School of Finance and MBA from Helsinki School of Business

INDUSTRY AWARDS



IMPORTANT INFORMATION

Please refer to the prospectus, the PRIIPs, and the latest annual and semi-annual reports of Storm Fund II - Storm Bond Fund before making any final investment decision. These documents are available in English free of charge from the administrator and at <https://stormcapital.no/storm-bond-fund/>. In case of any inconsistency between this document and the legal fund documents, the legal fund documents prevail. The above-mentioned sales documents can also be obtained free of charge, in electronic or printed form on the homepage <https://www.hauck-aufhaeuser.com/fondsportal> or from the business premises of Hauck & Aufhäuser Fund Services S.A., 1c, rue Gabriel Lippmann, L-5365 Munsbach.

Storm Capital Management seeks to the best of its ability to ensure that all information given in this report is correct, however makes reservations regarding possible errors and omissions.

No offer or advice

This document is for information purposes only. It does not constitute an offer, invitation, recommendation or solicitation to buy or sell shares in any jurisdiction. Nothing herein constitutes legal, tax, accounting or investment advice. Investors should assess suitability in light of their own objectives, financial situation, risk tolerance and constraints and are urged to consult their professional advisers.

Key risks

Credit / default	Issuers may fail to meet payment obligations.
Liquidity	Nordic high-yield bonds may be difficult to sell in stressed markets.
Interest rate	Bond values may fall as market interest rates rise.
Credit spread	Widening spreads reduce market values even where defaults do not occur.
Concentration	Portfolio focused on Nordic high-yield; sector or regional stress may have amplified impact.
Currency / hedging	Share classes are currency hedged, but hedging may be imperfect and create additional costs.
Sustainability	ESG events or conditions may cause a material negative impact on investment value.

The net asset value of this UCITS is likely to have volatility due to its portfolio composition and/or portfolio management techniques used.

Regulatory information

Storm Capital Management AS is regulated by the Financial Supervisory Authority of Norway (Finanstilsynet), org. no. 989 309 439. Registered office: Dronning Mauds gate 3, 0250 Oslo, Norway. The Fund is domiciled in Luxembourg and in addition the fund is registered for distribution in Norway, Sweden, Finland, Denmark, Switzerland, Germany, Austria, Italy, France and Spain. The management company may terminate marketing arrangements for the fund.

Investor notice

Investors acquire units or shares in the Fund representing a proportional interest in the Fund's portfolio, not a direct ownership interest in the underlying assets. Any investment decision should be based solely on the current prospectus and PRIIP together with the latest annual and semi-annual reports.

Forward-looking statements

Statements in this report that are not historical facts are forward-looking, including statements regarding market conditions, expected returns, issuer fundamentals, portfolio positioning or investment opportunities. Forward-looking statements are based on current assumptions and are subject to known and unknown risks and uncertainties. Actual outcomes may differ materially.

Illustrative references

References to individual issuers, contribution analysis and portfolio examples in this report are provided for illustrative and informational purposes only and are not representative of the full portfolio. They do not constitute investment advice or a recommendation to buy or sell any security.

Performance and market data

Past performance does not predict future returns. All performance figures are net of fees unless otherwise stated and are based on the institutional IC USD share class (ISIN: LU0840159387). Market data, index data, spreads, yields and other third-party information are sourced from Bloomberg and other sources believed to be reliable as of the dates stated in this report. Such information may change without notice and has not been independently verified in all cases.

Sustainability disclosure (SFDR)

The fund is classified as Article 8 under Regulation (EU) 2019/2088 (SFDR). This does not imply that the fund has a sustainable investment objective. The fund promotes environmental and social characteristics including carbon emissions, water use and waste; human rights, labour standards and diversity; and board composition, tax transparency and anti-corruption. Binding elements of the investment strategy and principal adverse impact indicators are described in the fund prospectus and SFDR pre-contractual disclosures at stormcapital.no.

Swiss investors

The fund may be offered and this factsheet may be distributed in Switzerland to qualified and non-qualified investors. Representative: 1741 Fund Solutions AG, Burggraben 16, CH-9000 St. Gallen. Swiss Paying Agent: Tellco Bank Ltd., Bahnhofstrasse 4, CH-6430 Schwyz.

Distribution restrictions

Distribution of this document may be restricted by law in certain jurisdictions. This document is not directed at any person in any jurisdiction where its distribution or the offering of shares would be contrary to applicable law or regulation.